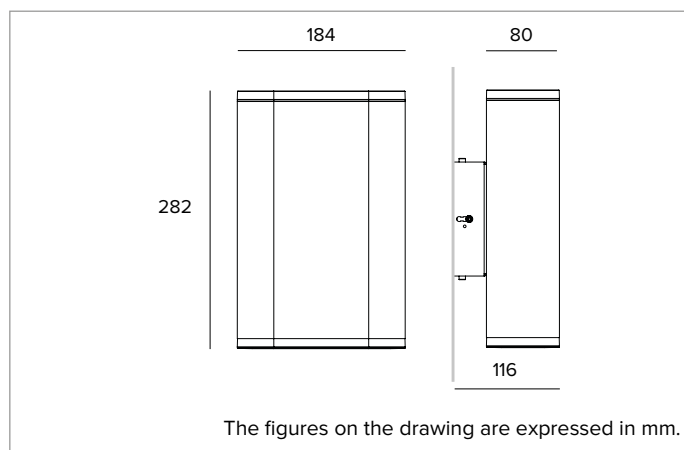


1E2883 | STILO Wall Flat Wall-mounted LED fixture



	4000K	H(m)	D1(m)	D2(m)	E _{max} (lx)		
	Ra80	68°	95°				
Fixture Power	15W	1	1.36	2.19	202		
Source Flux	642lm	2	2.72	4.39	50		
Fixture Flux	312lm	3	4.08	6.58	22		
Efficacy	21lm/W	4	5.44	8.78	13		
TS788	I _{max} =315cd/klm	I _{max}	202cd	5	6.80	10.97	8



SOURCE

High efficiency multichip LED Emitter.

Energy efficiency class: G

Nominal power: 1x11W

Nominal flux: 642lm

Colour rendering index: 80

Rf: 76.3

Rg: 97.9

CCT nominal: 4000K

SDCM: 2

Lifetime (L80/B10): >50000h tq +25°C

ILLUMINOTECHNICAL CHARACTERISTICS

High luminous efficiency pure aluminium reflector.

Emission: MONO-EMISSION

Optic: EFFECT

Optical efficiency: 49%

Fixture flux: 312lm

Luminous efficacy: 21lm/W

Photobiological safety: Compliant with RG1 low risk group

MECHANICAL CHARACTERISTICS

Anodized and painted extruded aluminium body and anodized and powder coated die-cast aluminium optical unit and terminal. Tempered glass protective screen. Mono-emission version.

Colour and finish: Ferrite

Weight: 3Kg

Degree of protection: IP66

Mechanical Resistance: IK09

ELECTRICAL CHARACTERISTICS

Integrated IP68 ON-OFF electronic power supply. Watertight optical unit with an IP68 plug for rapid connection to the driver. Driver box fitted with IP68 watertight connectors driver and pre-cabled with 1m H07RN-F (2x1.5mm²) cable. The driver can be accessed and inspected easily thanks to the plug & light fitted in the fixture. Luminaire compliant with EN 60598-2-22 for power supply from a centralised emergency system CPSS (Central Power Supply System), not incorporated in the luminaire - high risk areas excluded. The default power and flux are 100% in AC and 100% in DC.

Fixture Power: 15W

Power supply: 220-240Vac 50/60Hz

Insulation Class: CLASS 2

Type of driver / Control: ON-OFF

Driver included: YES

Class F: YES

SAFE FLICKER: PstLM=<1 and SVM=<0.4 (IEC TR 61547-1 and IEC TR 63158), to ensure a more comfortable and safe light

Ambient temperature: -25°C / +35°C

INSTALLATION

Parallel wall mounted version. Equipped with an AISI 316 stainless steel installation bracket. The body can be adjusted from +/-4° up to +/-8° vertically and +/-4° horizontally. The fixture can be moved up to 15mm from the mounting surface by sliding the bracket along a special guide.

NOTES

The fixture is supplied with a 90° beam opening. The beam can be shaped using shutter accessories. Uses the "Waterblock Plus" technical solution that involves resin coating the connection cables and completely resin coating the integrated driver limiting the risk of humidity reaching the fixture. It is possible to subject the product to Cataphoresis treatment on request. 110-277Vac version available on request.

WARRANTY

5 years.

WARNING

Luminaire designed for disposal/recycling at end-of-life. Non-replaceable light source. Replaceable control gear by a professional.

Due to the technological evolution of the electronic components, the data provided may be updated, and as such, confirmation must be requested during the order process.

Luminous flux and power supply have +/-10% tolerances with respect to the indicated value. tq +25°C (CIE 121).

We reserve the right to make technical changes.

Targetti Sankey S.r.l.
Via Pratese, 164
50145 Firenze - Italy
Tel: +39 055 37911
targetti.com
targetti@targetti.com

CCIAA Firenze
Share Capital:
€ 500.000,00
VAT N. (IT):
01537660480
R.E.A: FI-275656

TARGETTI

1E2883 | STILO Wall Flat Wall-mounted LED fixture

Accessories

Filter




Filter	Code
Red	1E3035
Green	1E3036
Blue	1E3037
Yellow	1E3038
Magenta	1E3039

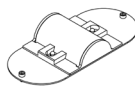
Chromatic coloured PMMA filter, anodised powder coated frame (ferrite).
NSP, EFFECT, ASYM, ELLIPTICAL


Shaper



Colour	Code
	1E2901

30° shutter.
Powder coated stainless steel plate.
EFFECT



Colour	Code
	1E2902

Blade effect shutter.
PMMA plano convex cylindrical lens and powder coated stainless steel plate.
EFFECT

Surge protector



Code
A013B

Surge protector compatible with CLASS II lighting fixtures and electronic drivers.
Operating voltage 220-240Vac.
SPD type 2+3.
Max surge protection 10kV.
CLASS II
IP67

Due to the technological evolution of the electronic components, the data provided may be updated, and as such, confirmation must be requested during the order process.
Luminous flux and power supply have +/-10% tolerances with respect to the indicated value. tq +25°C (CIE 121).

We reserve the right to make technical changes.

Targetti Sankey S.r.l.
Via Pratese, 164
50145 Firenze - Italy
Tel: +39 055 37911
targetti.com
targetti@targetti.com

CCIAA Firenze
Share Capital:
€ 500.000,00
VAT N. (IT):
01537660480
R.E.A.: FI-275656

TARGETTI